

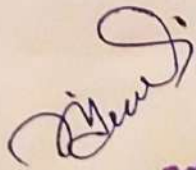
Students' Feedback Report 2015-16

Students' feedback was collected to assess the performance of teacher during the academic 2015-16. Students' feedback from contain ten parameter and quantitative question. Students were asked to fill up the feedback forms and rate the performance of their teacher on ten parameter (mentioned in the feedback form), each parameter is ranked on four point scale, P=Poor, A=Average, G=Good, E=Excellent, They were also free to give their suggestions and opinion. The copy of feedback form attached herewith. These ten parameters are given below.


1. Ability to bring conceptual clarity and promotion of thinking ability by teacher.
2. Motivation provided.
3. Teachers' communication skill.
4. Teachers' regularity and punctuality.
5. Teachers' subject knowledge.
6. Completion and coverage of course.
7. Complements theory with practical example.
8. Teachers' interaction and guidance outside of the class.
9. Teachers' computer/IT skills.
10. Teachers' overall performance.

Rating Marks Meaning:

Rating scale	Score	Result
A	4	Excellent
B	3	Good
C	2	Average
D	1	Poor



Dr. A.C. Borah
Co-ordinator
IQAC, Nazira College, Nazira



Principal
Nazira College

Evaluation of students' feedback:

On the basis of analysis of students' feedback, the following results have been found.

Table 1

Department of Assamese

Name of faculty	Department	Result
Dr Jibon Kolita	Assamese	Excellent
Rajib Borah	Assamese	Excellent
Jyotiranjani Mili	Assamese	Good
Rashmirekha Konwar	Assamese	Average

Table 2


Department of English

Name of faculty	Department	Result
Abdul Firdus	English	Good
Taslima Rahman	English	Good
Rajib Kolita	English	Good
Kasmiri Baruah	English	Good

Table 3

Department of Economics

Name of faculty	Department	Result
Binud Dutta	Assamese	Average
Pabitra Sharma	Assamese	Excellent
Pallobjyoti Konwar	Assamese	Good
Monju Sensua	Assamese	Excellent


Dr. A.C. Borah
Co-ordinator
IQAC, Nazira College, Nazira




Principal
Nazira College

Table 4

Department of Education

Name of faculty	Department	Result
Jina Borbora	Education	Good
Luich Handique	Education	Excellent
Dr Suresh Rajkonwar	Education	Excellent
Mousumi Dourah	Education	Good

Table 5

Department of Sociology

Name of faculty	Department	Result
Prityrekha Handique	Sociology	Good
Santi Dutta	Sociology	Excellent
Achyut Hazarika	Sociology	Excellent
Surabhi Gogoi	Sociology	Average

Table 6

Department of Political Science

Name of faculty	Department	Result
Niru Chutia	Political Science	Good
Sorujini Dutta	Political Science	Excellent
Jugal Bharali	Political Science	Excellent
Minakhi Haarika	Political Science	Good

Table 7

Department of Geography

Name of faculty	Department	Result
Dr Ajit Ch Borah	Geography	Excellent
Gojen Sharma	Geography	Good

Dr. A.C. Borah
Co-ordinator
IOAC, Nazira College, Nazira



Principal
Nazira College

Table 8

Department of History

Name of faculty	Department	Result
Paban Gogoi	History	Excellent
PP Saikia	History	Good

Table 9

Department of Mathematics

Name of faculty	Department	Result
Jitan Phukon	Mathmatics	Good
Sujata Borthakur	Mathematics	Good

Table 10

Department of Statistic

Name of faculty	Department	Result
Purna Kt Gogoi	Statistic	Good
Daisy Gogoi	Statistic	Average

Statistical Presentation of Students' Feedback:

Table-11

Four point scale	No of Faculty member	Percentage of teacher falling in this category
Excellent	$11 + 2 = 13$	$35.48 - 40.63$
Good	$16 - 1 = 15$	$51.64 - 46.88$
Average	4	$12.90 - 12.50$
Poor	Nil	Nil

[Handwritten Signature]

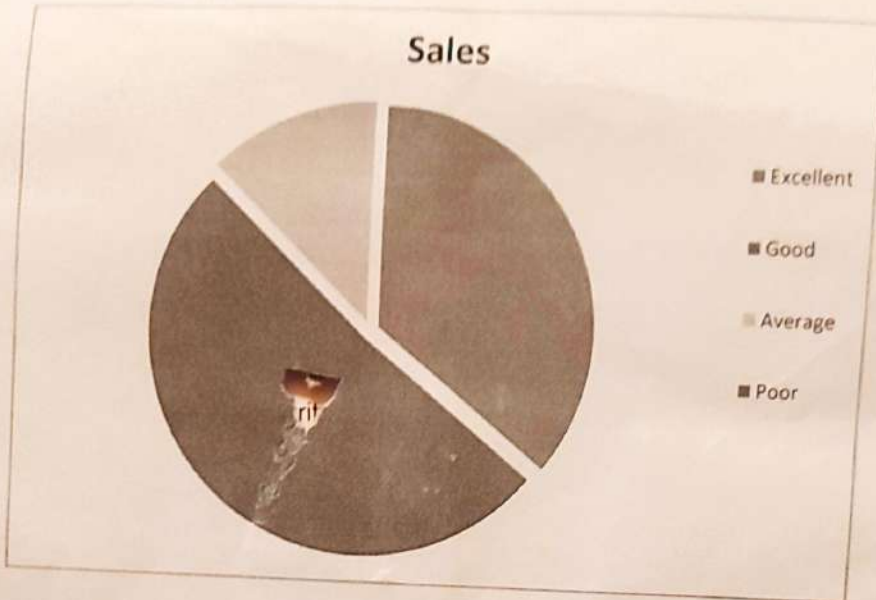
Dr. A.C. Borah
Co-ordinator
IQAC, Nazira College, Nazira



[Handwritten Signature]
Principal
Nazira College

Percentage of Teacher falling in the Category

Fig: 1



After analyzing part B it had been found that department of Geography, Education, Sociology have declared their result within 2 weeks of the examination was conducted.

[Handwritten Signature]

Dr. A.C. Borde
Chairman
IOAC, Nazira College, Nazira

[Handwritten Signature]

Principal
Nazira College



16-17-18

REPORT OF STUDENT'S FEEDBACK (16-17)

NAZIRA COLLEGE

Student's feedback provides information about the strength and weakness of a teacher. It reflects performance of a teacher. It evaluates the teaching learning behavior of a teacher inside and outside the class. This is a good techniques and method for improving and refines our teacher. It helps us to maintain the quality of teacher. Student's feedback has the additional benefit of allowing free response. Student's feedback from contain ten free response and quantitative questions. Each question is ranked on four point scale. P=Poor, A=Average, G=Good, E=Excellent. These questions are given below.

- A. Ability to bring conceptual clarity and promotion of thinking ability by teacher.
- B. Motivation provided.
- C. Teachers' communication skill.
- D. Teachers' regularity and punctuality
- E. Teachers' subject knowledge.
- F. Completion and coverage of course
- G. Complements theory with practical example
- H. Teacher' interaction and guidance outside of the class
- I. Teachers' computer/IT Skills
- J. Teachers' overall performance

Evaluation of student's feedback:

The following result has been found on the basis of analysis student's feedback form.

Table 1

Department of Political Science

Name of Faculty	Department	Result of four point
Mrs. S. Dutta	Pol.Sc	Good
Mrs. N. Chutia	Pol.Sc	Good
Mr. J. Bharali	Pol.Sc	Good
Dr. M. Hazarika	Pol.Sc	Good

Dr. A.C. Borah
 Co-ordinator
 IQAC, Nazira College, Nazira



Principal
 NAZIRA COLLEGE

Table 2
Department of Economics

Name of Faculty	Department	Result of four point
B.Dutta	Economics	Good
P.Sarma	Economics	Good
M.Sensua	Economics	Good
Dr. P.J Konwar	Economics	Good

Table 3
Department of Assamese

Name of Faculty	Department	Result of four point
Dr.JKolita	Assamese	Good
R.Borah	Assamese	Good
J.R.Mili	Assamese	Average
K.Konch	Assamese	

Table 4
Department of Sociology

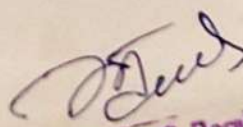
Name of Faculty	Department	Result of four point
PR Handique	Sociology	Average
S.Dutta	Sociology	Good
A.Hazarika	Sociology	Good
S.Gogoi	Sociology	Good

Table 5
Department of Math

Name of Faculty	Department	Result of Four Point
J.Phukon	Math	Excellent
S.Borthakur	Math	Excellent

Table 6
Department of Statistic

Name of Faculty	Department	Result of Four Point
P.Kt.Gogoi	Statistic	Good
D.Gogoi	Statistic	Good


Dr. A.C. Borah
Co-ordinator
IQAC, Nazira College, Nazira




Principal
NAZIRA COLLEGE

Table 7
Department of Education

Name of Faculty	Department	Result of four point
J.Borbora	Education	Good
L.Handique	Education	Good
Dr.S.R.Konwar	Education	Good
M.Dourah	Education	Good

Table 8
Department of English

Name of Faculty	Department	Result of four point
T.Tahman	English	Good
A Firdaus	English	Good
Rajib Kolita	English	Good
K.Baruah	English	Average
A.Mili	English	Average

Table 9
Department of Geography

Name of Faculty	Department	Result of four point
Dr.A Ch Borah	Geography	Good
J.Sarma	Geography	Good
I.Magjumdar	Geography	

Table 10
Department of History

Name of Faculty	Department	Result of four point
P.Gogoi	History	Good
P.P Saikia	History	Good
T.Buragohain	History	
A.Baruah	History	



Dr. A.C. Borah
Dr.A.C. Borah
Co-ordinator
IQAC, Nazira College, Nazira

Dr. Raju Phukan
Principal Nazira College

Students Feedback Report 2017-18

To assess the individual teacher's performance, feedback was collected from the students during the academic sessions 2017-2018. Students were asked to fill up the feedback forms and rate the performance of their teacher on ten parameters (mentioned in the feedback form), on a four point scale and give their opinion against each parameter. They were also free to give their suggestions and opinion. A copy of the feedback form attached herewith.

On the basis of the filled feedback forms, percentage score was calculated for each teacher as explained below.

Rating Marks Meaning

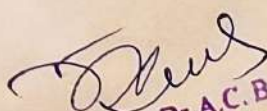
A	4	Excellent
B	3	Good
C	2	Aaverage
D	1	Poor

If any teacher gets rating A (i.e. four marks) on all the eight parameters, then the maximum score that can be obtained by him/her is 160. In this manner, total score for each teacher is calculated by counting the number of A's, B's, C's and D's received by the teacher and considering maximum score as 160, percentage score for each teacher is obtained.

Thus on the basis of data collected, percentage score for each faculty was obtained. The frequency distribution of percentage scores for the sessions 2017-18 of the teachers in the institute was prepared. The list of teachers along with the final score is submitted to the principal. Pie diagram is drawn from this frequency distribution.

Frequency distribution of percentage scores of teachers

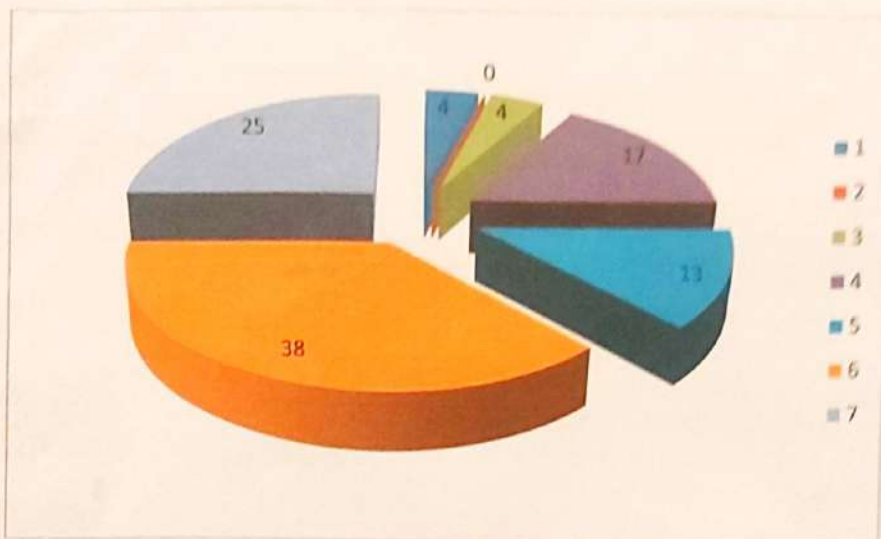
Sr.No.	% Score	No of teachers with scores given in column 1 (Frequency)	% of teachers with scores given in column 1
1	35-44	1	4.166 ≈ 4
2	45-54	0	0
3	55-64	1	4.166 ≈ 4
4	65-74	4	16.666 ≈ 17
5	75-84	3	12.5 ≈ 13
6	85-94	9	37.50 ≈ 38
7	95-100	6	25.00 ≈ 25


Dr. A.C. Borah
Co-ordinator
IQAC, Nazira College, Nazira




Principal
Nazira College

Fig: pie diagram of the Frequency distribution of percentage scores of teachers



We categorize the above scores and summarize the result as shown in the following table

Class interval % score of the teacher	Rating	No. of teachers falling in this category
85 - 100	Very Good	15
75- 85	Good	3
55 -75	Satisfactory	5
Below 55	Dissatisfactory	1

The above table shows that there are 15 teachers whose % score lie in the range 85 - 100. The performance of these teachers was very good and students liked their teaching very much. There are 3 teachers whose rating was good and lies within the range of 75-85 percentage and 5 teachers whose rating was satisfactory and lies within the range of 55-75 percentage. Overall the students were satisfied with these teachers. However there was 1 teacher whose % score was below 55 i.e. his performance was dissatisfactory.


After analysing part B it had been found that except sociology department all other departments declared the result of the test within 2 weeks of the examination was conducted. A few students of the departments of sociology and economics had written about their dissatisfaction against two teachers of each department.

Dr. A.C. Borah
Co-ordinator
IQAC, Nazira College, Nazira



Principal
Nazira College

Students Feedback Report 2018-19



To assess the individual teacher's performance, feedback was collected from the students during the academic sessions 2018-2019. Students were asked to fill up the feedback forms and rate the performance of their teacher on ten parameters (mentioned in the feedback form) on a four point scale and give their opinion against each parameter. They were also free to give their suggestions and opinion. A copy of the feedback form attached herewith.

On the basis of the filled feedback forms, percentage score was calculated for each teacher as explained

Table 1

A	4	Excellent
B	3	Good
C	2	Average
D	1	Poor

If any teacher gets rating A (i.e. four marks) on all the eight parameters, then the maximum score that can be obtained by him/her is 160. In this manner, total score for each teacher is calculated by counting the number of A's, B's, C's and D's received by the teacher and considering maximum score as 160, percentage score for each teacher is obtained.

Thus on the basis of data collected, percentage score for each faculty was obtained. The frequency distribution of percentage scores for the sessions 2018-19 of the teachers in the institute was prepared. The list of teachers along with the final score is submitted to the principal. Pie diagram is drawn from this frequency distribution.

Frequency distribution of percentage scores of teachers

Table 2

Sr.No.	% Score	No of teachers with % scores given in column II (Frequency)	% of teachers with scores given in column II
1	35-44	0	0
2	45-54	0	0
3	55-64	1	3.33=3
4	65-74	4	13.33=13
5	75-84	7	23.33=23
6	85-94	11	36.66=37
7	95-100	7	23.33=23


Dr. A.C. Domb
Co-ordinator
IQAC, Nazira College, Nazira


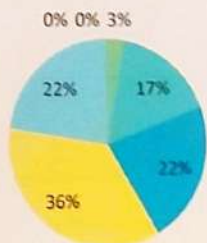

Principal
NAZIRA COLLEGE

Fig: pie diagram of the Frequency distribution of percentage scores of teachers



% of teachers with scores given in column II of Table 2

■ 35-44 ■ 45-54 ■ 55-64 ■ 65-74 ■ 75-84 ■ 85-94 ■ 95-100



We categorize the above scores and summarize the result as shown in the following table

Table 3

Class interval % score of the teacher	Rating	No. of teachers falling in this category
85 - 100	Very Good	18
75- 85	Good	7
55 -75	Satisfactory	5
Below 55	Dissatisfactory	0

The above table shows that there are 18 teachers whose % score lie in the range 85 -100. There are 7 teachers whose rating was good and lies within the range of 75-85 percentage and 5 teachers whose rating was satisfactory and lies within the range of 55-75 percentage .

After analysing part B it had been found that all other departments declared the result of the test within 2 weeks of the examination was conducted.

Dr. A.C. Borah
 Co-ordinator
 PAC, Nazira College, Nazira

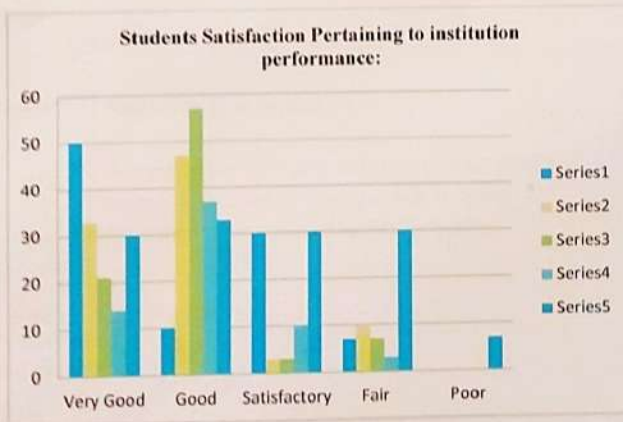
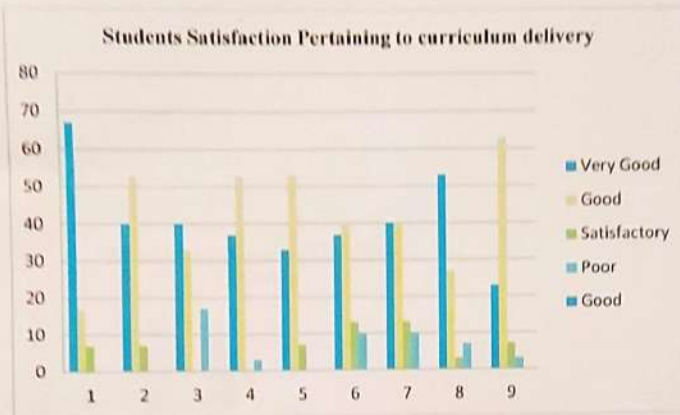
[Signature]
 Principal
 NAZIRA COLLEGE



NAZIRA COLLEGE
Internal Quality Assurance Cell (IQAC)
STUDENTS' FEEDBACK REPORT
Academic year 2019-20

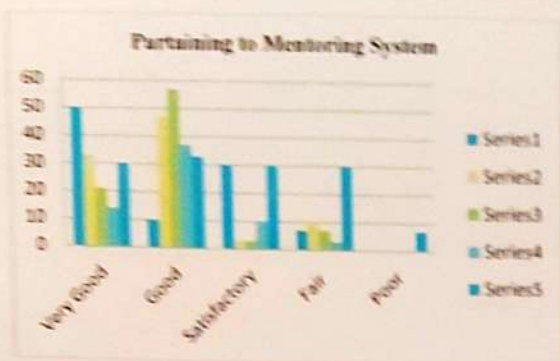
Feedback on curriculum delivery, teaching learning and evaluation process, mentoring system was collected from the students by sending the Feedback Forms through email of the students. It is collected online and brought to the IQAC for its analysis. The Statistical data is handed over to the feedback committee. Suggestions are discussed in feedback committee and governing body.

Average of the overall statement of student :



Dr. A.C. Boran
Dr. A.C. Boran
 Co-Minister
 IQAC, Nazira College, Nazira

[Signature]
Principal
 NAZIRA COLLEGE



Significant Suggestions given by students:

- To increase the use LCD projector in the teaching process..
- To increase the number of power point presentation
- To Teach through example and application method

Signature of Principal
Coordinator
Nazira College



Dr. A.C. Borah
Signature of
Coordinator
IQAC, Nazira College, Nazira



TEACHERS FEEDBACK ANALYSIS REPORT ON CURRICULUM

ACADEMIC YEAR 2017-18

NAZIRA COLLEGE NAZIRA



Faculty being the most important person in curriculum design, implementation and development, feedback of faculty on curricular aspects are of utmost importance. Feedback on various aspect of curriculum is taken from 30 faculty members of Nazira college.

1. The departmental scope of curriculum:



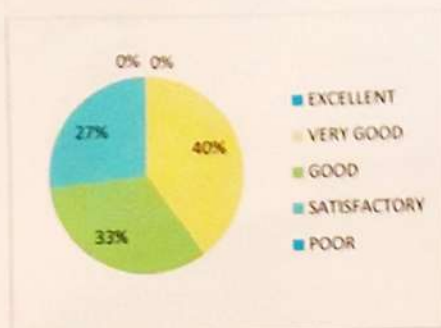
2. Time to time updation of curriculum:



[Signature]
Principal
NAZIRA COLLEGE

[Signature]
Dr. A.C. Borah
Co-ordinator
IQAC, Nazira College, Nazira

3. Effectiveness of curriculum in developing innovative thinking:



4. Effectiveness of curriculum to develop skill oriented human resources:

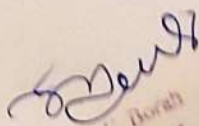


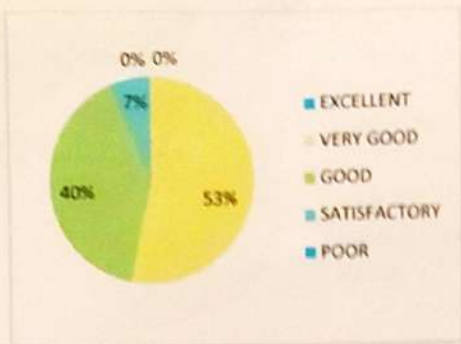
5. Effectiveness of curriculum to develop entrepreneurship.



6. Opinion about present curriculum related with employability and professional development.


Principal
VAZIRA COLLEGE


Dr. A.C. Borah
Coordinator
IQAC, Nazira College, Nazira



7. Curriculum related educational facilities provided in the college.



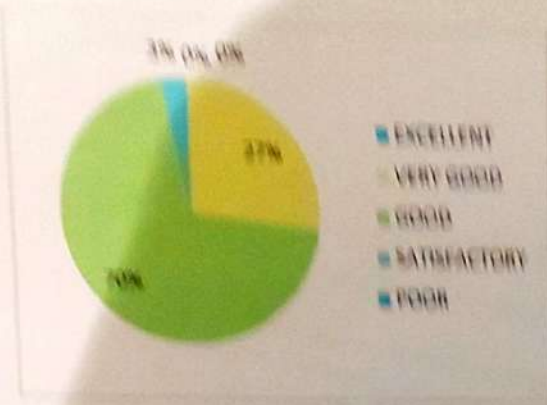
8. Infrastructure provide by the college for effective curriculum delivery



9. Co curriculum activities implemented by the institute.


[Signature]
Principal
VAZIRA COLLEGE

[Signature]
Dr. A.C. Borah
Co-ordinator
IQAC, Nazira College, Nazira



SUMMARY

Various suggestions related to the modifications in the curricular content are noted for further necessary action.



[Signature]
Principal
MAZIRA COLLEGE

[Signature]
Dr. A.C. Bora
Coordinator
KJAC, Mazira College, Mazira

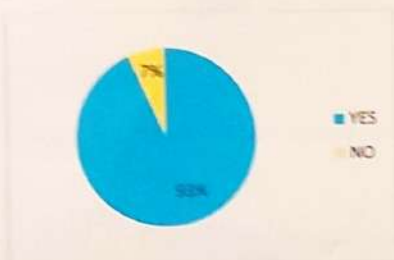
ALUMNI FEEDBACK ANALYSIS REPORT ON SYLLABUS AND TRANSACTION

ACADEMIC YEAR 2016-17

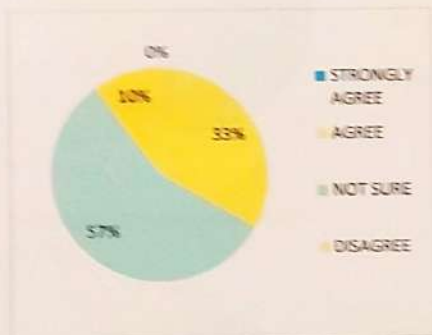
NAZIRA COLLEGE NAZIRA

We have collected feedback from our alumni. We have designed a special feedback form and collecting feedback from our alumni on curriculum development, course content, teaching learning process, syllabus, and evaluation process. It is the tradition of the college to involve the alumni in its activities. The total 30 alumni were given their feedback for this academic year.

1. Do you feel the syllabus was relevant for career enhancement?



2. Course content are revised at reasonable intervals



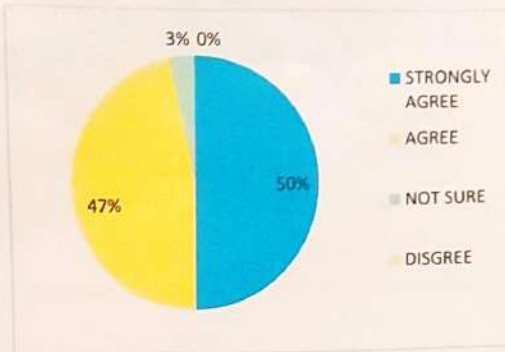
3. How much you were benefited from the curriculum in your life?



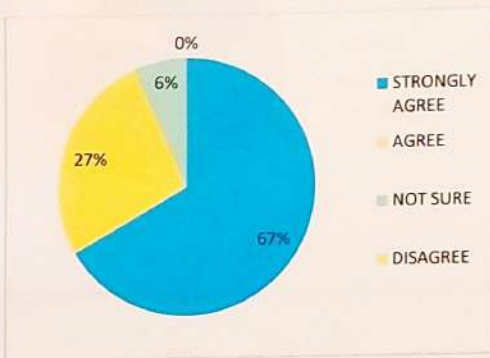
[Signature]
Principal
NAZIRA COLLEGE

[Signature]
Dr. AC Borah
Coordinator
IQAC, Nazira College, Nazira

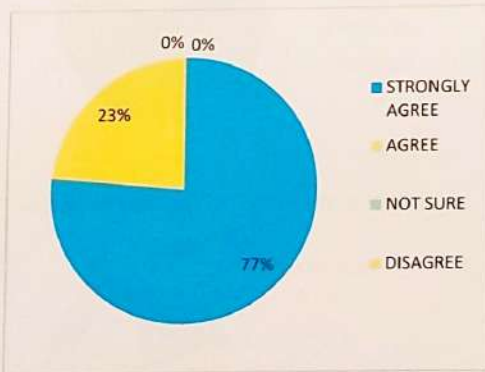
4. The curriculum is designed to enhance employability



5. Course studies have enhanced knowledge and skills and capabilities



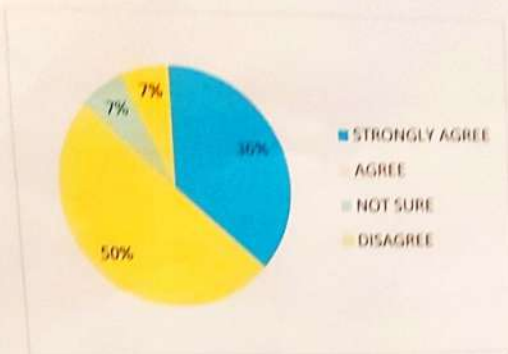
6. Entire syllabus is completed in time.



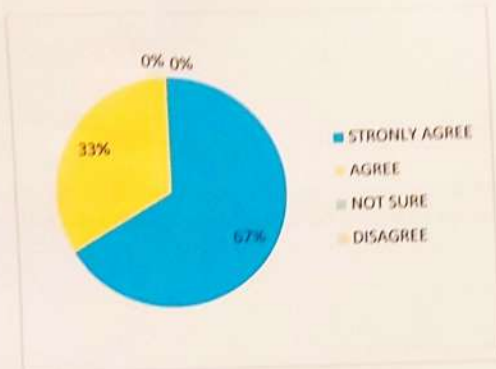
7. Modern teaching aids, web resources, multimedia are used by most of the teachers while teaching.


Principal
VAZIRA COLLEGE

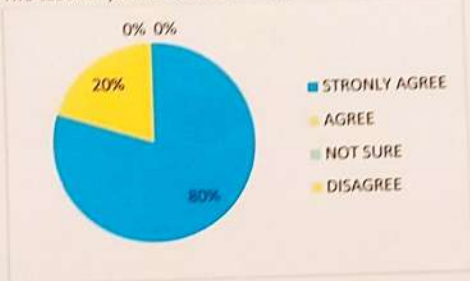

Dr. A.C. Borah
Co-ordinator
IQAC, Nazira College, Nazira



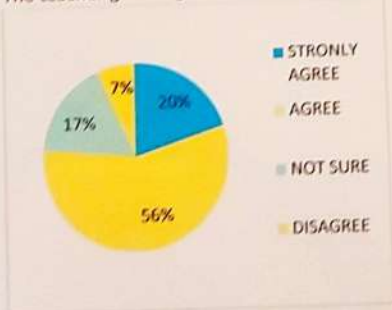
8. The teachers guide the students for overall personality development.



9. The teacher provides students opportunities to learn and go.



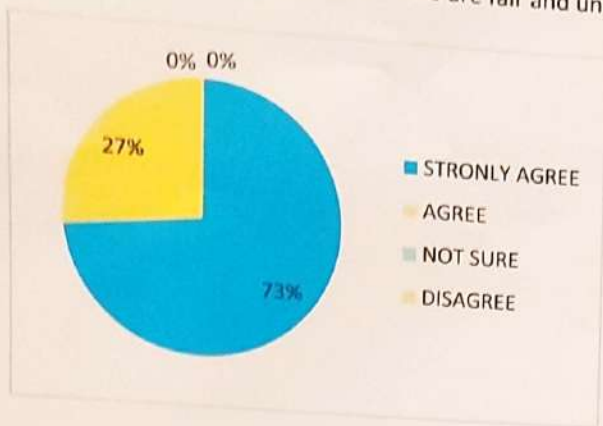
10. The teacher gives regular feedback on students.



Dr. A.C. Borah
 Co-ordinator
 IQAC, Nazra College, Nazra


Principal
 Nazra College

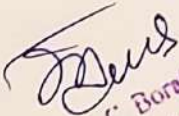
11. The assessment and evaluation process are fair and unbiased.



SUMMARY OF FEEDBACK ANALYSIS

The Alumni feedback on course content, teaching learning process, curriculum, syllabus and evaluation is good. We will improve our quality and services on the basis of alumni feedback.


Principal
NAZIRA COLLEGE


Dr. A.C. Borah
Co-ordinator
IQAC, Nazira College, Nazira

PART-II

(ASSESSMENT BY THE RECORDING AUTHORITY)

1. Name (s) and Designation of the Recording Authority : DR. RAJU PHUKAN
PRINCIPAL
2. Period of Service of the incumbent under the Recording Authority : 2017-18
(Separate forms to be used by different recording officer)
3. State of Health : GOOD
What is your opinion about his/her?
- (a) Aptitude, initiative, drive and efficiency for : GOOD
(i) Arrangement for works : GOOD
(ii) Exception of work : GOOD
- (b) Intelligence : GOOD
- (c) Attendance/conduct and amenability to discipline : GOOD
- (d) Character with particular reference to reliability and integrity : GOOD
- (e) Capacity of supervision, inspection and : GOOD
to create to team spirit (whether applicable)
- (f) General remarks, if any : GOOD
4. Character and Conduct of the Assistant Professor/Librarian : GOOD
5. Relationship with : GOOD
(a) Principal : GOOD
(b) Teaching Staff : GOOD
(c) Library Staff : GOOD
(d) Students : GOOD
(e) Others : GOOD
6. Regularity and Punctuality in attending college : GOOD
As well as Class
7. (a) Spirit of cooperation in the Corporate life : GOOD
Extension activities, examinations etc
(b) Involvement in University and College examinations : GOOD
(c) Spirit of obedience to the higher authorities : GOOD
8. Comments on the Performance of the : GOOD
Senior Assistant Professor as well as a teacher
9. Special Academic Achievement of the Teacher/Librarian, if any : NO
10. Performance of duties :
(As per UGC Regulation, 2010) year wise:

Year	Total Working Days	Class Allotted	Class Taken
2017-18	260	503	496

11. Recommendation about his/her fitness or otherwise for Advancement for next higher rank :

Signature of the Recording Authority (Principal)

Principal
Nazira College

PART-II

(ASSESSMENT BY THE RECORDING AUTHORITY)

1. Name (s) and Designation of the Recording Authority : DR. RAJU PHUKAN
PRINCIPAL
2. Period of Service of the incumbent under the Recording Authority : 2018-19
(Separate forms to be used by different recording officer)
3. State of Health : GOOD
What is your opinion about his/her?
- (a) Aptitude, initiative, drive and efficiency for
- (i) Arrangement for works : GOOD
- (ii) Exception of work : GOOD
- (b) Intelligence : GOOD
- (c) Attendance/conduct and amenability to discipline : GOOD
- (d) Character with particular reference to reliability and integrity : GOOD
- (e) Capacity of supervision, inspection and
to create to team spirit (whether applicable) : GOOD
- (f) General remarks, if any : GOOD
4. Character and Conduct of the Assistant Professor/Librarian : GOOD
5. Relationship with
- (a) Principal : GOOD
- (b) Teaching Staff : GOOD
- (c) Library Staff : GOOD
- (d) Students : GOOD
- (e) Others : GOOD
6. Regularity and Punctuality in attending college
As well as Class : GOOD
7. (a) Spirit of cooperation in the Corporate life
Extension activities, examinations etc : GOOD
- (b) Involvement in University and College examinations : GOOD
- (c) Spirit of obedience to the higher authorities : GOOD
8. Comments on the Performance of the
Senior Assistant Professor as well as a teacher : GOOD
9. Special Academic Achievement of the Teacher/Librarian, if any : NO
10. Performance of duties

(As per UGC Regulation, 2010) year wise:

Year	Total Working Days	Class Allotted	Class Taken
2018-19	260	503	498

11. Recommendation about his/her fitness or otherwise for Advancement for next higher rank :

Signature of the Recording Authority (Principal)

Principal
Nazira College